

Afghanistan Election Polling

Presented at the annual conference of the
American Association for Public Opinion Research
Anaheim, California – May 15, 2014

Matt Warshaw, Samantha Chiu, Stacey Frank – D3 Systems/ACSOR–Surveys
Gary Langer, Gregory Holyk – Langer Research Associates



LANGER RESEARCH ASSOCIATES
SURVEY RESEARCH DESIGN • MANAGEMENT • ANALYSIS



LANGER RESEARCH ASSOCIATES
SURVEY RESEARCH DESIGN • MANAGEMENT • ANALYSIS

- ▶ ACSOR–Surveys was founded in 2003 by D3 Systems to create Afghan market and opinion research capacity: www.acsor-surveys.com
- ▶ Langer Research Associates designs, manages and analyzes high–quality probability–based public opinion surveys. The firm has extensive experience in election and public policy polling: www.langerresearch.com

Afghan Futures

- ▶ Conceived and independently conducted since 2010 by ACSOR–Surveys and D3 Systems as a public service to document public attitudes in Afghanistan.
- ▶ The project includes five nationally representative studies to date between 2010 and 2014. To see more results from the Afghan Futures series, please visit:

www.acsor-surveys.com

or

www.d3systems.com



Methodology

- F2F sample in all 34 provinces
- Area probability w/ urban/rural stratification; random walk from 540 starting points
- Within-household selection via Kish grid
- Interviews in Dari and Pashto
- Weighting to urban/rural status by province and gender by region per 2011 CSO projections
- Field work and DP by ACSOR-Surveys
- Analysis by Langer Research Associates



Methodology (cont.)

- ▶ Field work: March 10–18, 2014
- ▶ Election Day was April 5
- ▶ N=2,643, RR 81%
- ▶ MOE ± 2.5 for GP, ± 4 for LVs, inc. DEFF



Field Team



- Interviews conducted by ACSOR-trained, locally based professional interviewers
- In compliance with cultural norms, all interviews were gender-matched.

- ▶ Quality control measures included supervisor and telephone back-checks on appx. 18%, logic and patterning controls, double-entry on appx. 10%.

Inaccessibility and Replacements



- One in 10 men, 26 percent of women live in areas inaccessible due to security conditions.
- Inaccessible districts were randomly replaced within the same province.



LANGER RESEARCH ASSOCIATES
SURVEY RESEARCH DESIGN • MANAGEMENT • ANALYSIS



LANGER RESEARCH ASSOCIATES
SURVEY RESEARCH DESIGN • MANAGEMENT • ANALYSIS

Sample Ballot – Show Card (Dari)

کمیسیون مستقل انتخابات
انتخابات ریاست جمهوری سال ۱۳۹۳
فهرست نهایی کاندیدان



د تاکو خپلواک کمیسیون
د ۱۳۹۳ کال د جمهوري ریاست تاکي
د نوماندانو وروستني فهرست

نوع کاندیداتوري	نشان انتخابتي	تصوير	اسم در ورڼه رای دهی	د نوماند نوم/اسم کاندید	شماره کاندید
ئتلاف ملی افغانستان			داکتر عبدالله عبدالله	داکتر عبدالله عبدالله	1
خپلواک/مستقل			محمد داود سلطان زوی	محمد داود سلطان زوی	2
خپلواک/مستقل			عبدالرحیم وړنگ	عبدالرحیم وړنگ	3
خپلواک/مستقل			عبدالغیوم کړزی	عبدالغیوم کړزی	4
خپلواک/مستقل			محمد اشرف غني احمدزی	محمد اشرف غني احمدزی	5
خپلواک/مستقل			محمد نادر نجیم	محمد نادر نجیم	6


نوع کاندیداتوري	نشان انتخابتي	تصوير	اسم در ورڼه رای دهی	د نوماند نوم/اسم کاندید	شماره کاندید
خپلواک/مستقل			زلمی رسول	زلمی رسول	7
خپلواک/مستقل			انجنیر قطب الدین هلال	انجنیر قطب الدین هلال	8
خپلواک/مستقل			محمد شفیق گل آغا شيرزی	محمد شفیق گل آغا شيرزی	9
خپلواک/مستقل			پروفیسور عبدالرب الرسول سیف	پروفیسور عبدالرب الرسول سیف	10
خپلواک/مستقل			هدایت امین ارسلا	هدایت امین ارسلا	11

RVs and Vote Intention

- ▶ 76% reported being registered to vote
- ▶ 13% “very likely” to register
- ▶ 75% said they would vote; 50% “definitely”

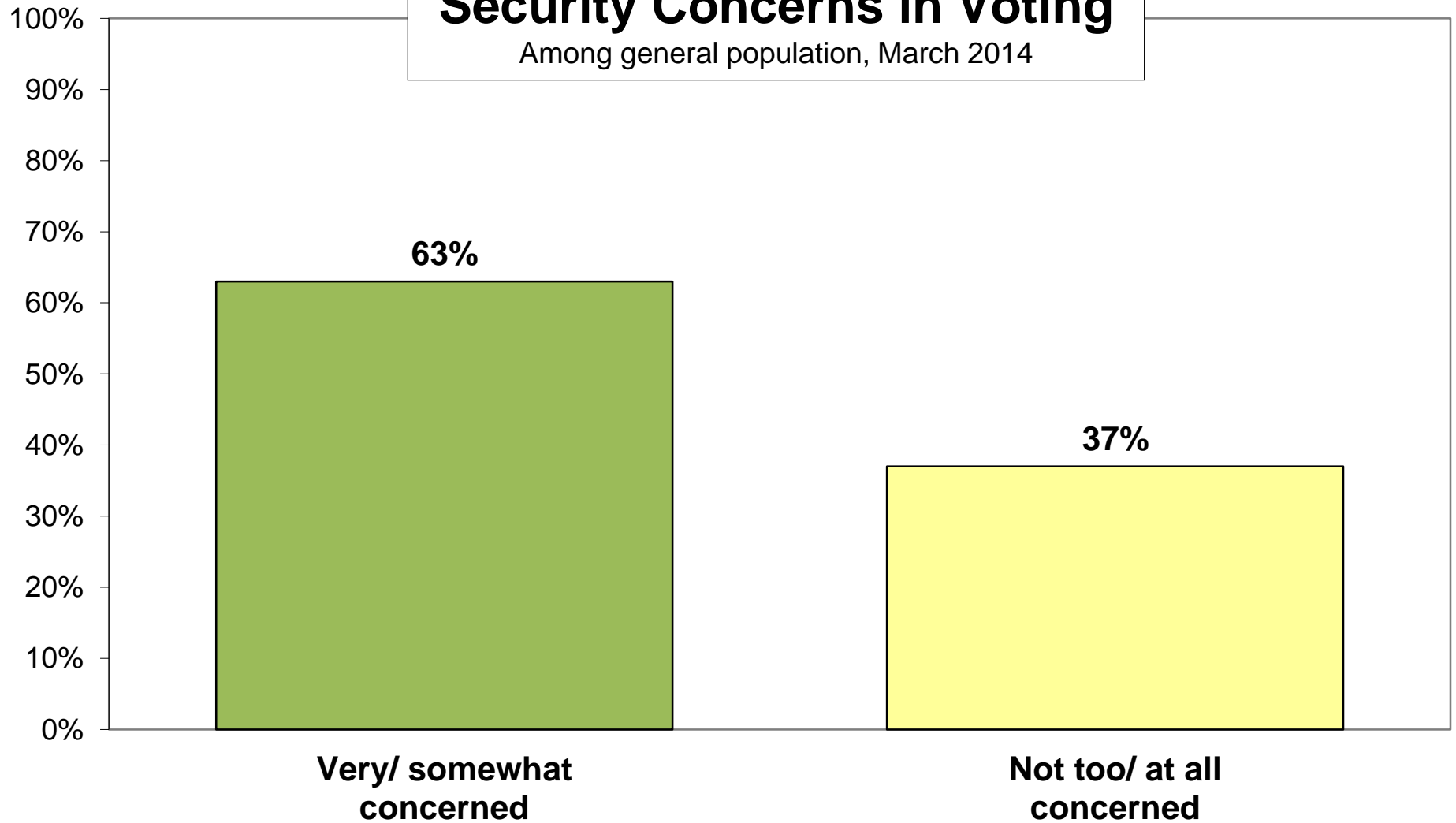


Pre-election attitudes



Security Concerns in Voting

Among general population, March 2014

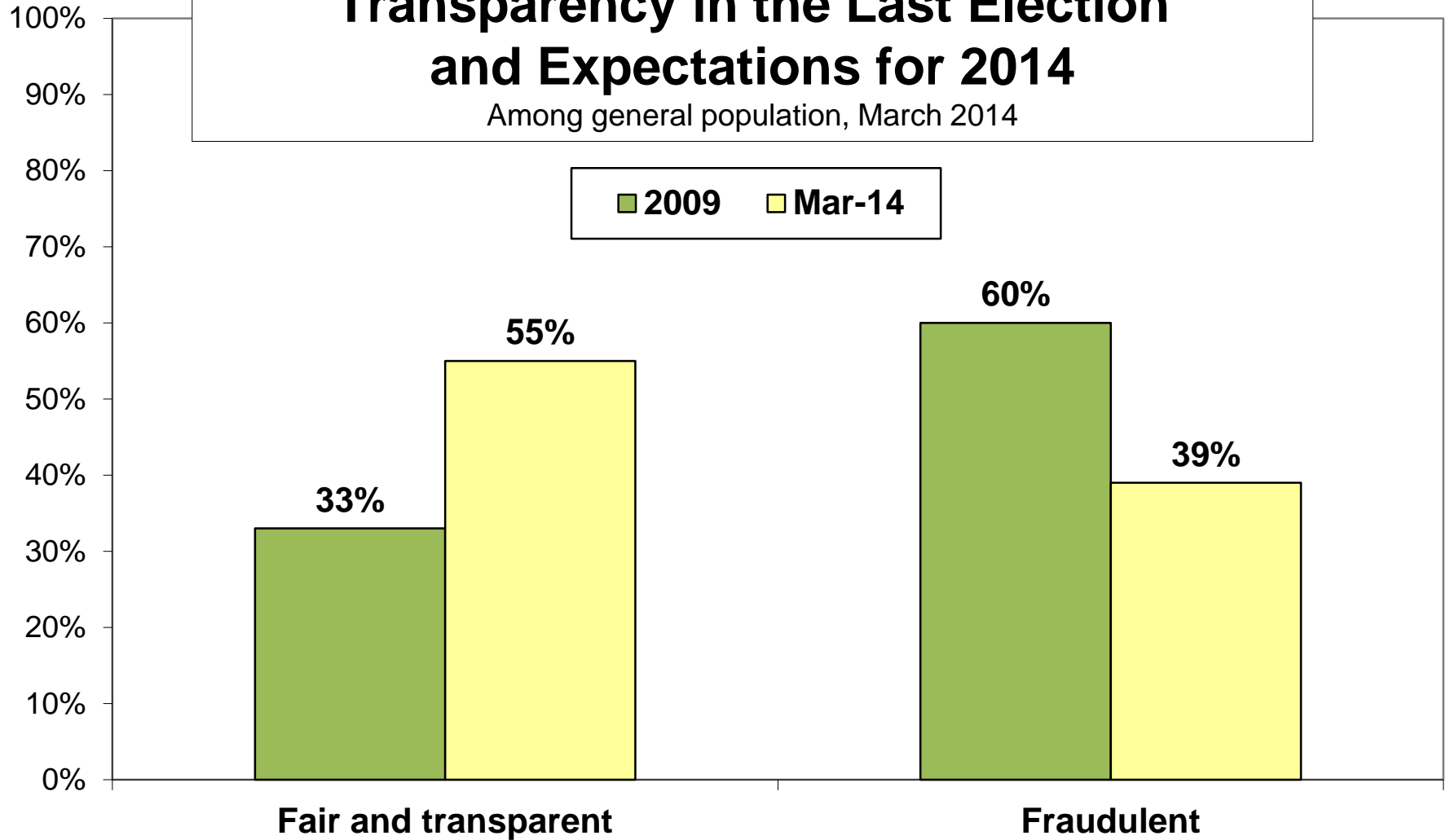


LANGER RESEARCH ASSOCIATES

SURVEY RESEARCH DESIGN • MANAGEMENT • ANALYSIS

Transparency in the Last Election and Expectations for 2014

Among general population, March 2014

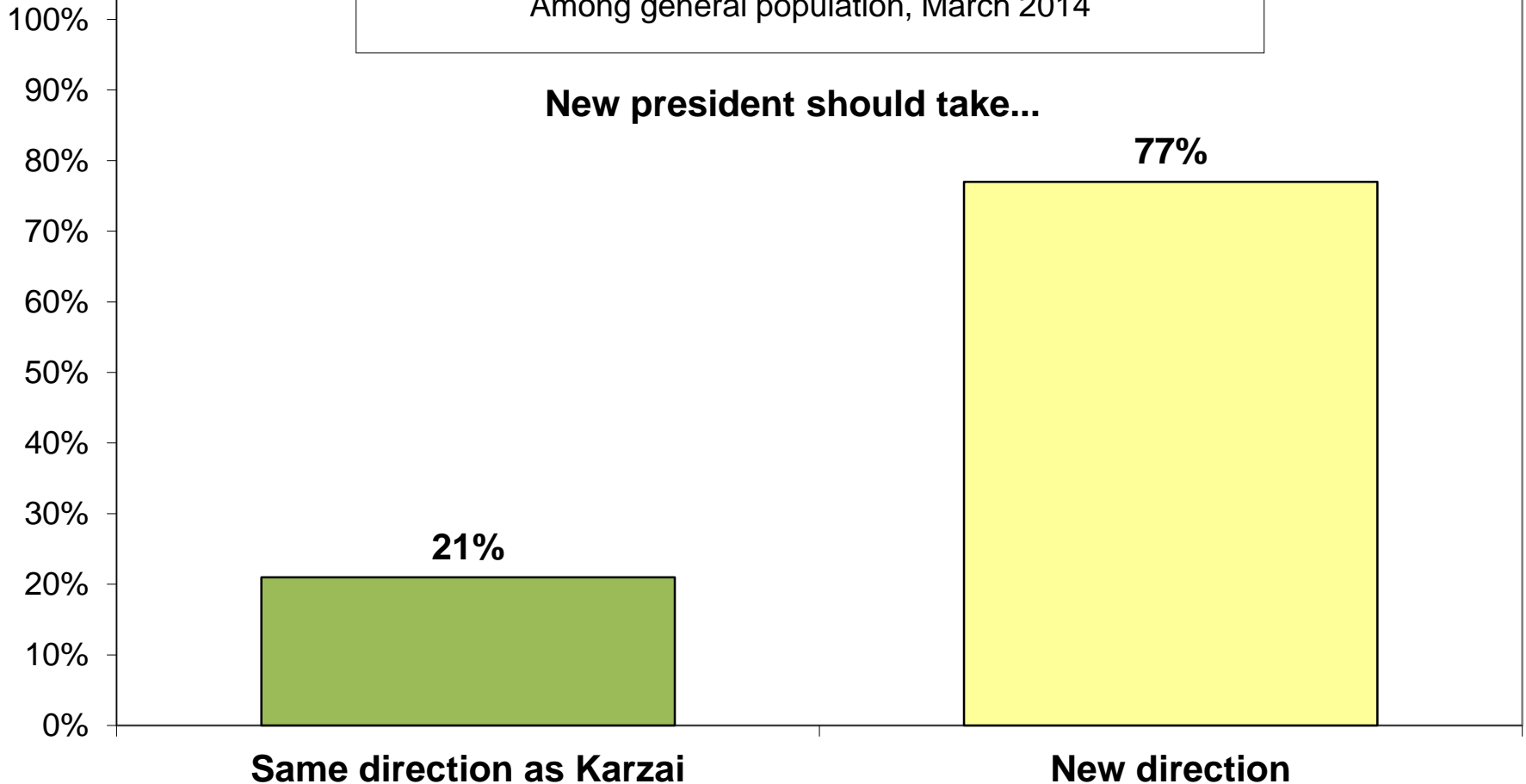


LANGER RESEARCH ASSOCIATES

SURVEY RESEARCH DESIGN • MANAGEMENT • ANALYSIS

Karzai and the Country's Future

Among general population, March 2014

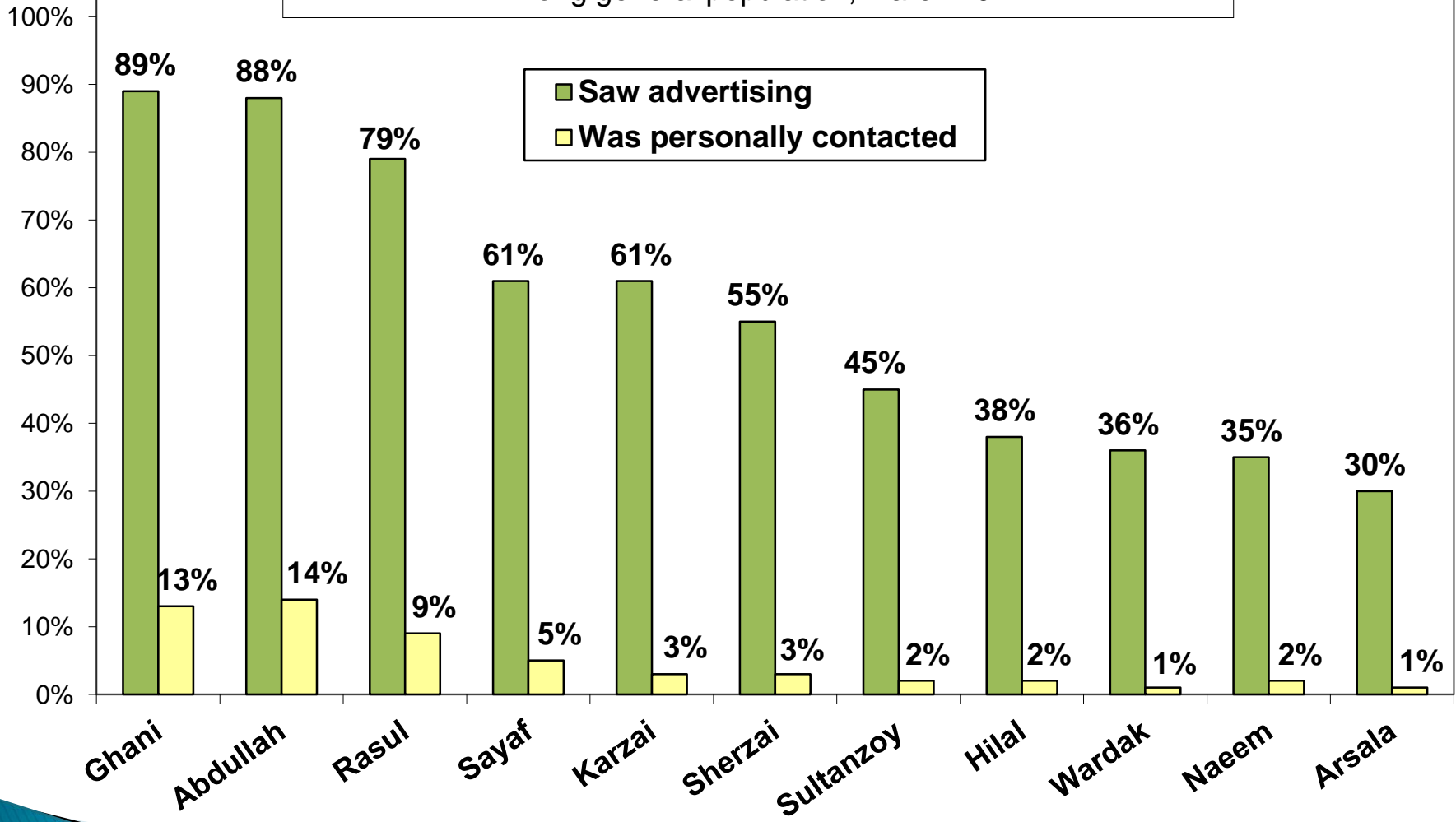


LANGER RESEARCH ASSOCIATES

SURVEY RESEARCH DESIGN • MANAGEMENT • ANALYSIS

Advertising and Personal Contact

Among general population, March 2014



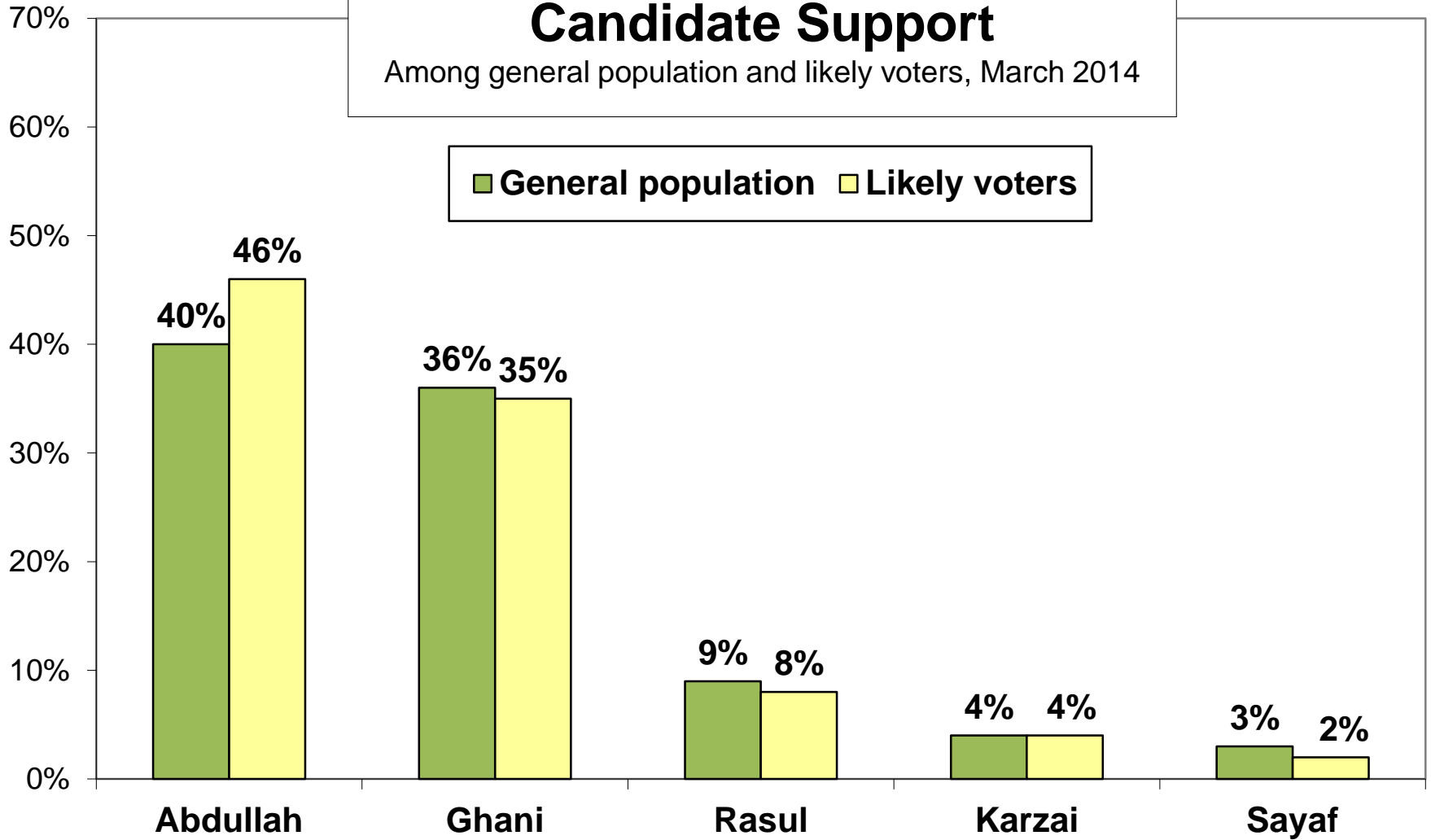
LANGER RESEARCH ASSOCIATES

SURVEY RESEARCH DESIGN • MANAGEMENT • ANALYSIS

Candidate Support

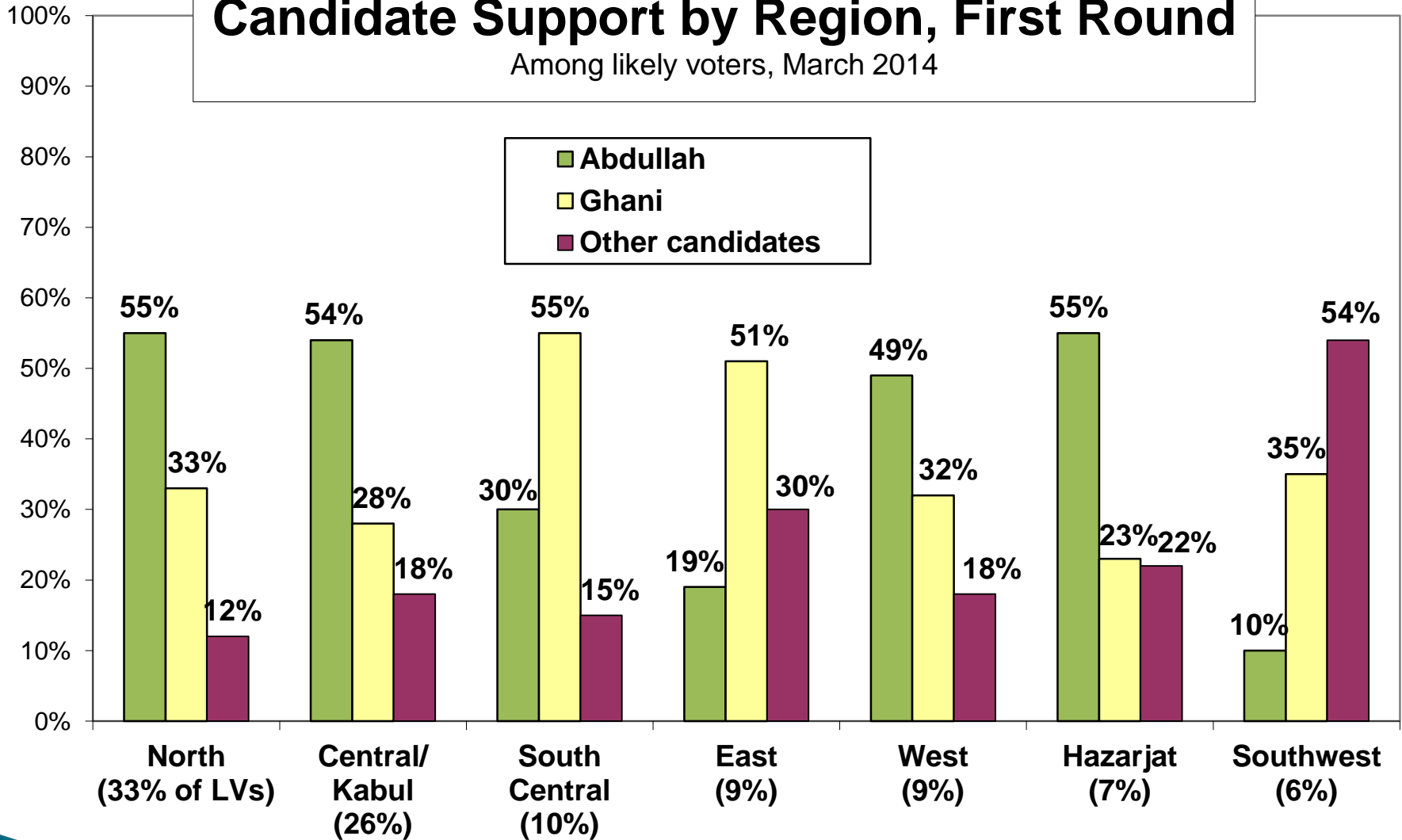
Among general population and likely voters, March 2014

■ General population ■ Likely voters



Candidate Support by Region, First Round

Among likely voters, March 2014

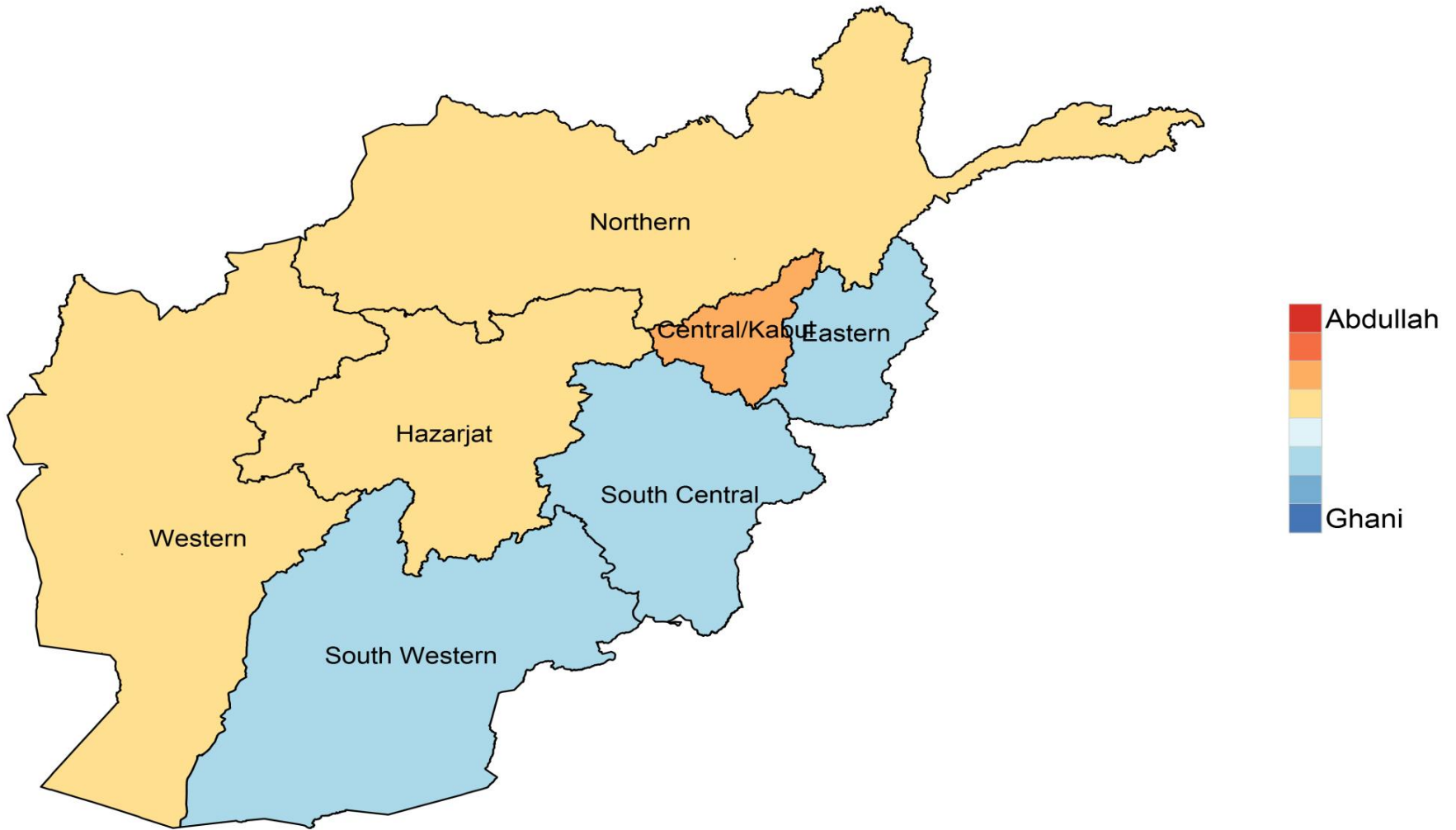


LANGER RESEARCH ASSOCIATES

SURVEY RESEARCH DESIGN • MANAGEMENT • ANALYSIS

Top Two by Region

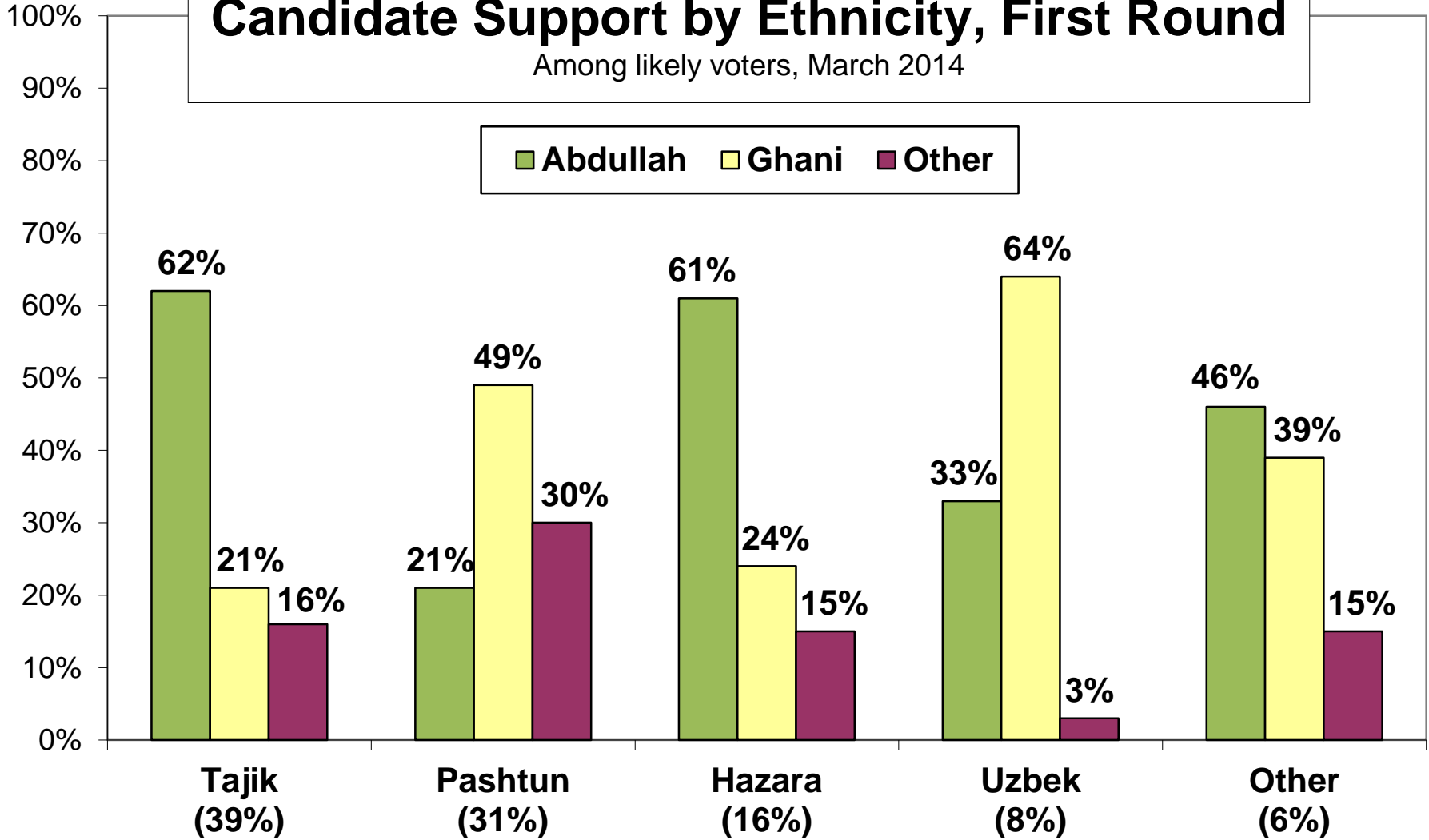
Among likely voters, March 2014



Candidate Support by Ethnicity, First Round

Among likely voters, March 2014

■ Abdullah ■ Ghani ■ Other



Support Profile

	Abdullah	Ghani	Other cand.
Tajik	53%	24%	33%
Pashtun	14%	43%	48%
Hazara	21%	11%	13%
Uzbek	6%	15%	1%
Other ethnicity	6%	6%	5%
North	40%	31%	21%
Central/Kabul	30%	20%	24%
West	10%	9%	9%
Hazarjat	9%	5%	8%
South Central	7%	16%	8%
East	4%	13%	14%
Southwest	1%	6%	16%

Note: Low Ns, “other” ethnicity and Southwest



Prevalence of Groups

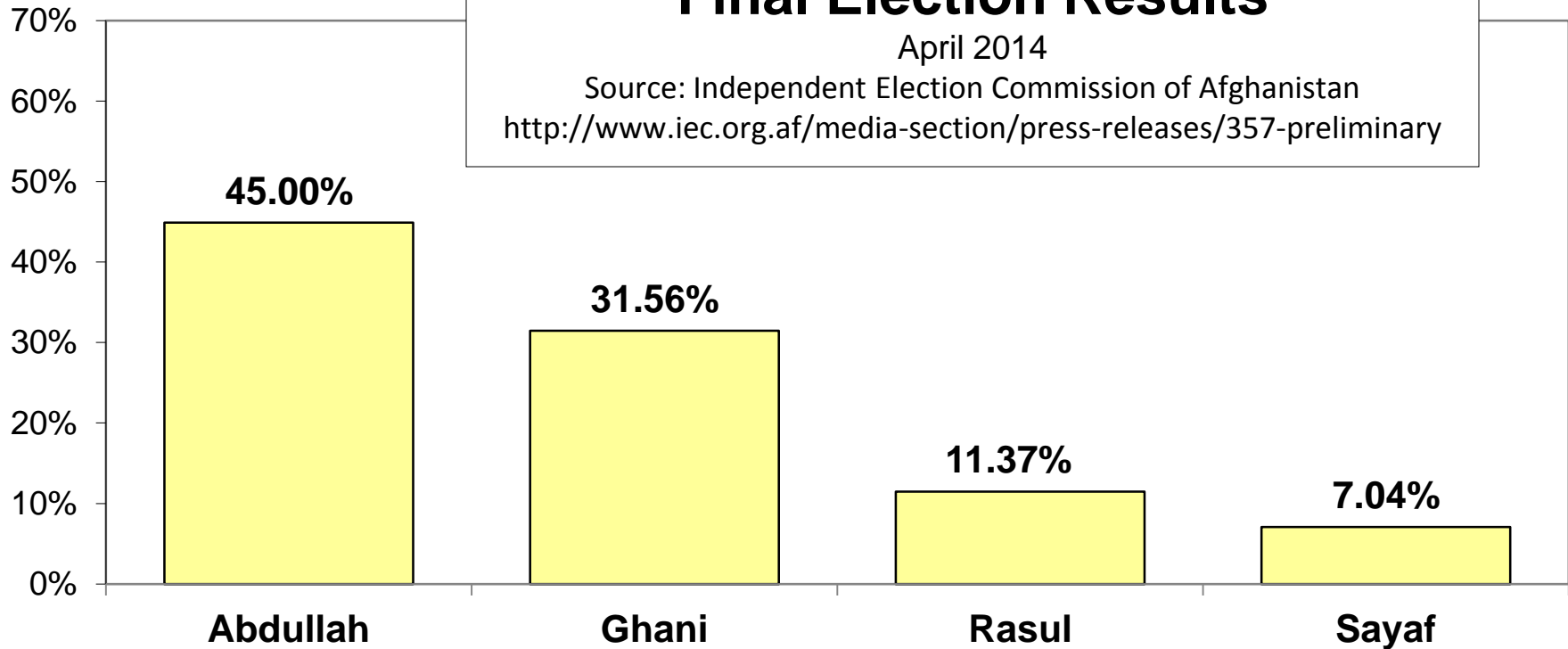
	All resps.	RVs	LVs
Pashtun	40%	37%	31%
Tajik	34%	34%	39%
Hazara	11%	12%	16%
Uzbek	9%	9%	8%
Other ethnicity	7%	7%	6%
North	29%	31%	33%
Central/Kabul	20%	19%	26%
West	11%	11%	9%
South Central	14%	13%	10%
East	10%	10%	9%
Southwest	9%	8%	6%
Hazarjat	7%	7%	7%



Final Election Results

April 2014

Source: Independent Election Commission of Afghanistan
<http://www.iec.org.af/media-section/press-releases/357-preliminary>



- Our estimate was 46–35%
- Appx. 6.6m votes cast
- Abdullah and Ghani go to runoff

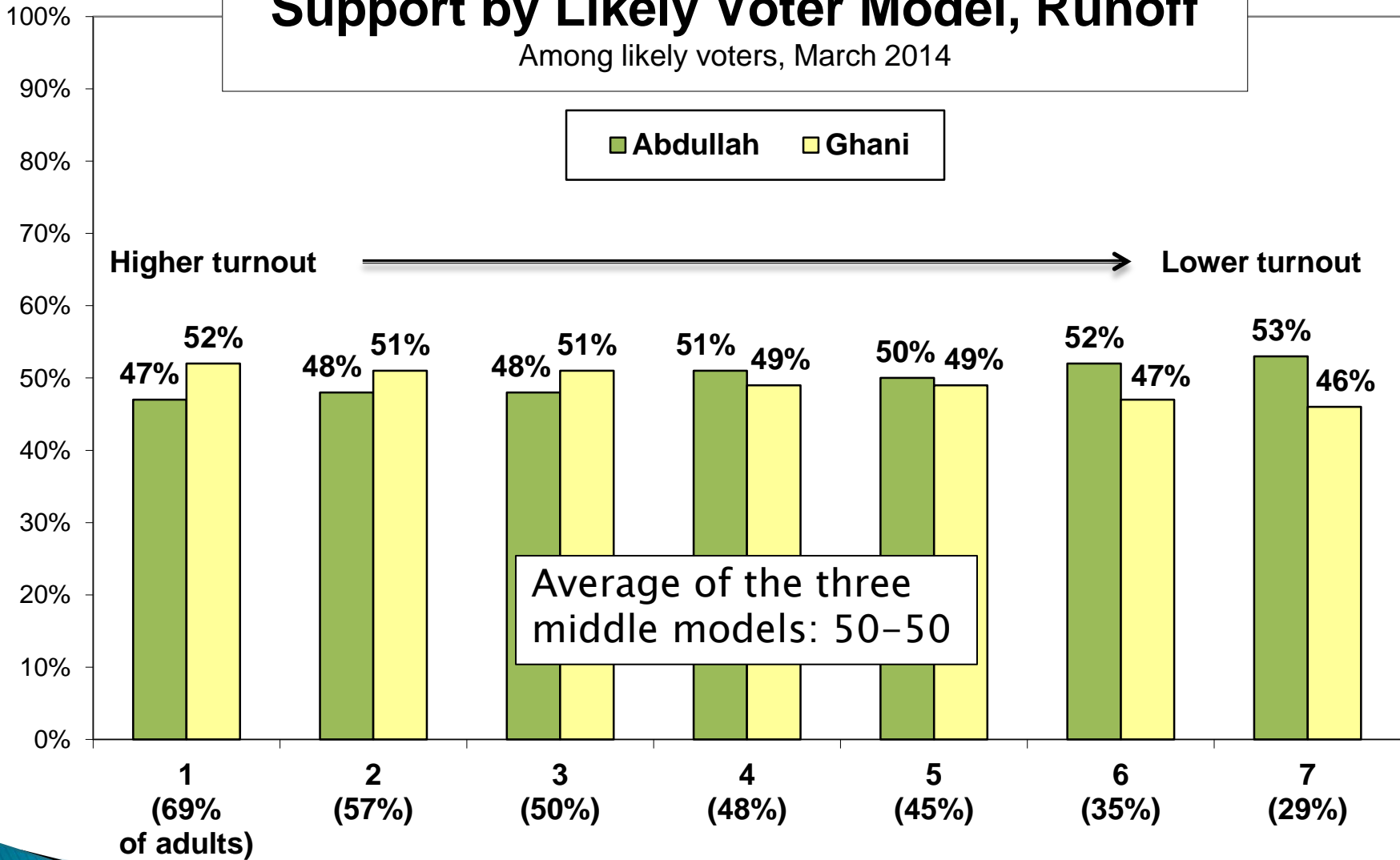


LANGER RESEARCH ASSOCIATES

SURVEY RESEARCH DESIGN • MANAGEMENT • ANALYSIS

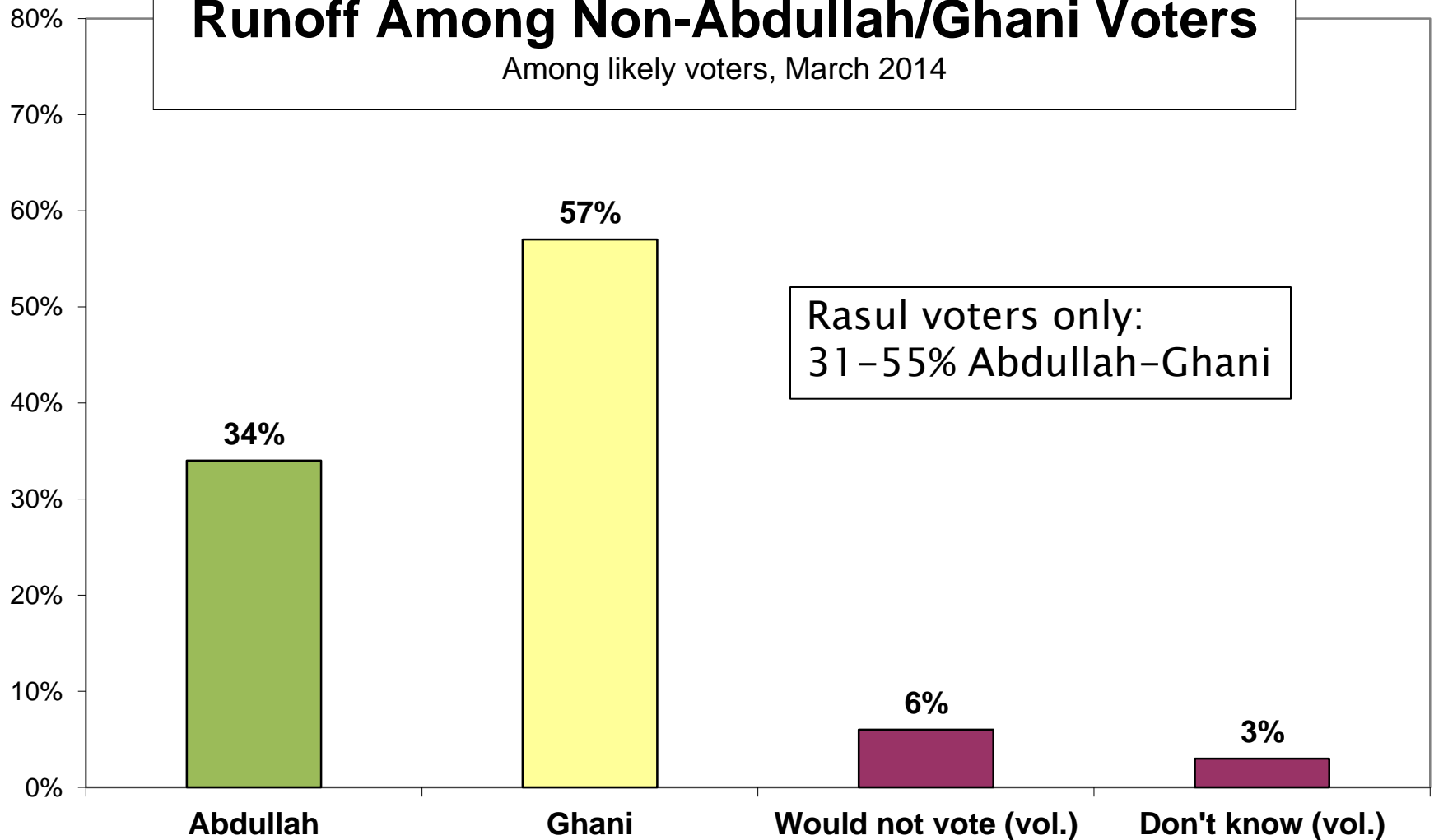
Support by Likely Voter Model, Runoff

Among likely voters, March 2014



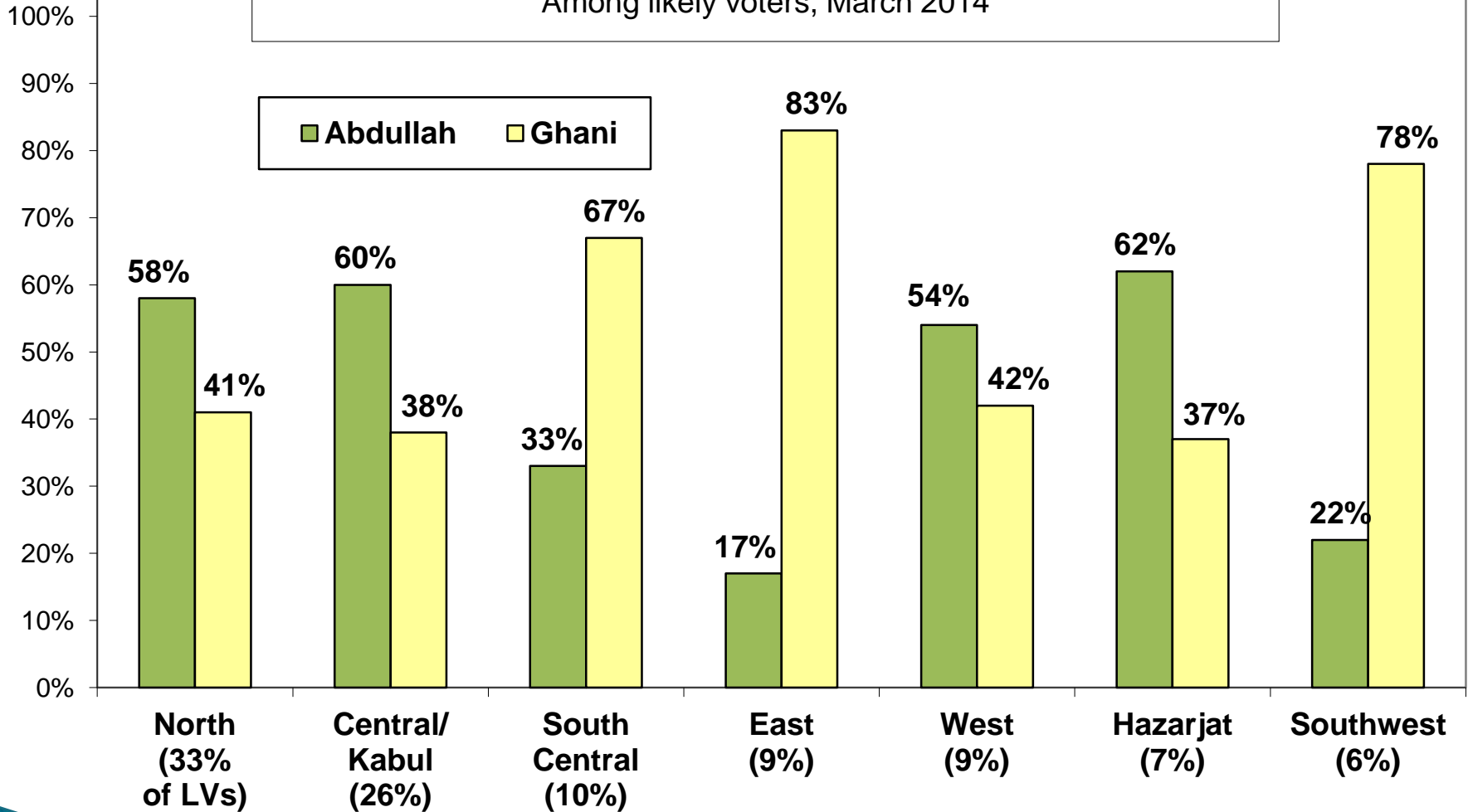
Runoff Among Non-Abdullah/Ghani Voters

Among likely voters, March 2014



Candidate Support by Region, Runoff

Among likely voters, March 2014

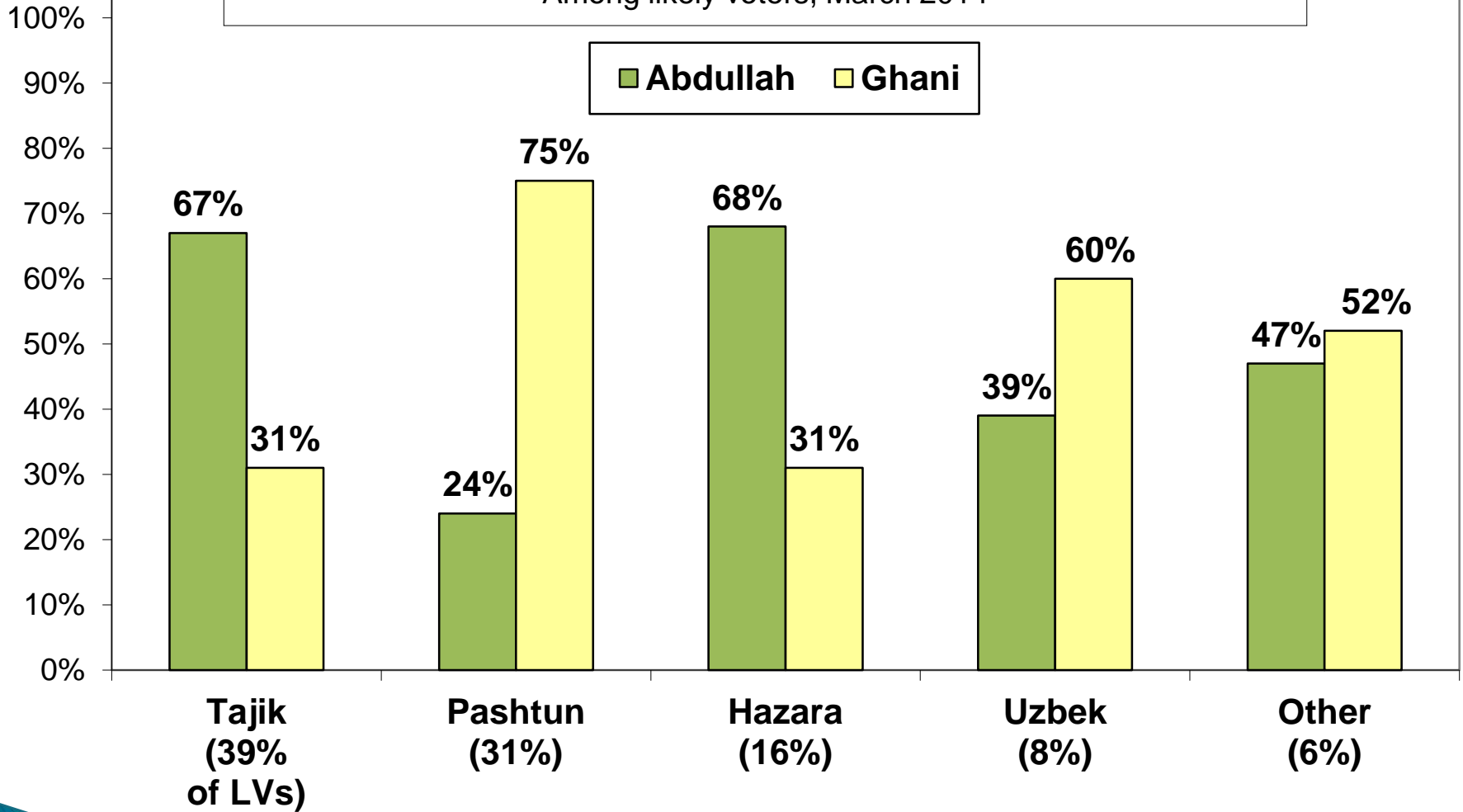


LANGER RESEARCH ASSOCIATES

SURVEY RESEARCH DESIGN • MANAGEMENT • ANALYSIS

Candidate Support by Ethnicity, Runoff

Among likely voters, March 2014



Change for Ghani by Group

	First round	Runoff	Diff.
Tajik	21%	31%	+10
Pashtun	49%	75%	+26
Hazara	24%	31%	+7
Uzbek	64%	60%	-4
Other ethnicity	39%	52%	+13
North	33%	41%	+8
Central/Kabul	28%	38%	+10
South Central	55%	67%	+12
East	51%	83%	+32
West	32%	42%	+10
Hazarjat	23%	37%	+14
Southwest	35%	78%	+43



Change for Abdullah by Group

	First round	Runoff	Diff.
Tajik	62%	67%	+5
Pashtun	21%	24%	+3
Hazara	61%	68%	+7
Uzbek	33%	39%	+6
Other ethnicity	46%	47%	+1
North	55%	58%	+3
Central/Kabul	54%	60%	+6
South Central	30%	33%	+3
East	19%	17%	-2
West	49%	54%	+5
Hazarjat	55%	62%	+7
Southwest	10%	22%	+12



Support Profile

	Abdullah	Ghani
Tajik	52%	25%
Pashtun	15%	48%
Hazara	21%	10%
Uzbek	6%	10%
Other ethnicity	5%	6%
North	39%	29%
Central/Kabul	31%	20%
South Central	7%	14%
East	3%	15%
West	10%	8%
Hazarjat	9%	6%
Southwest	2%	9%



Regression: Abdullah-Ghani Vote

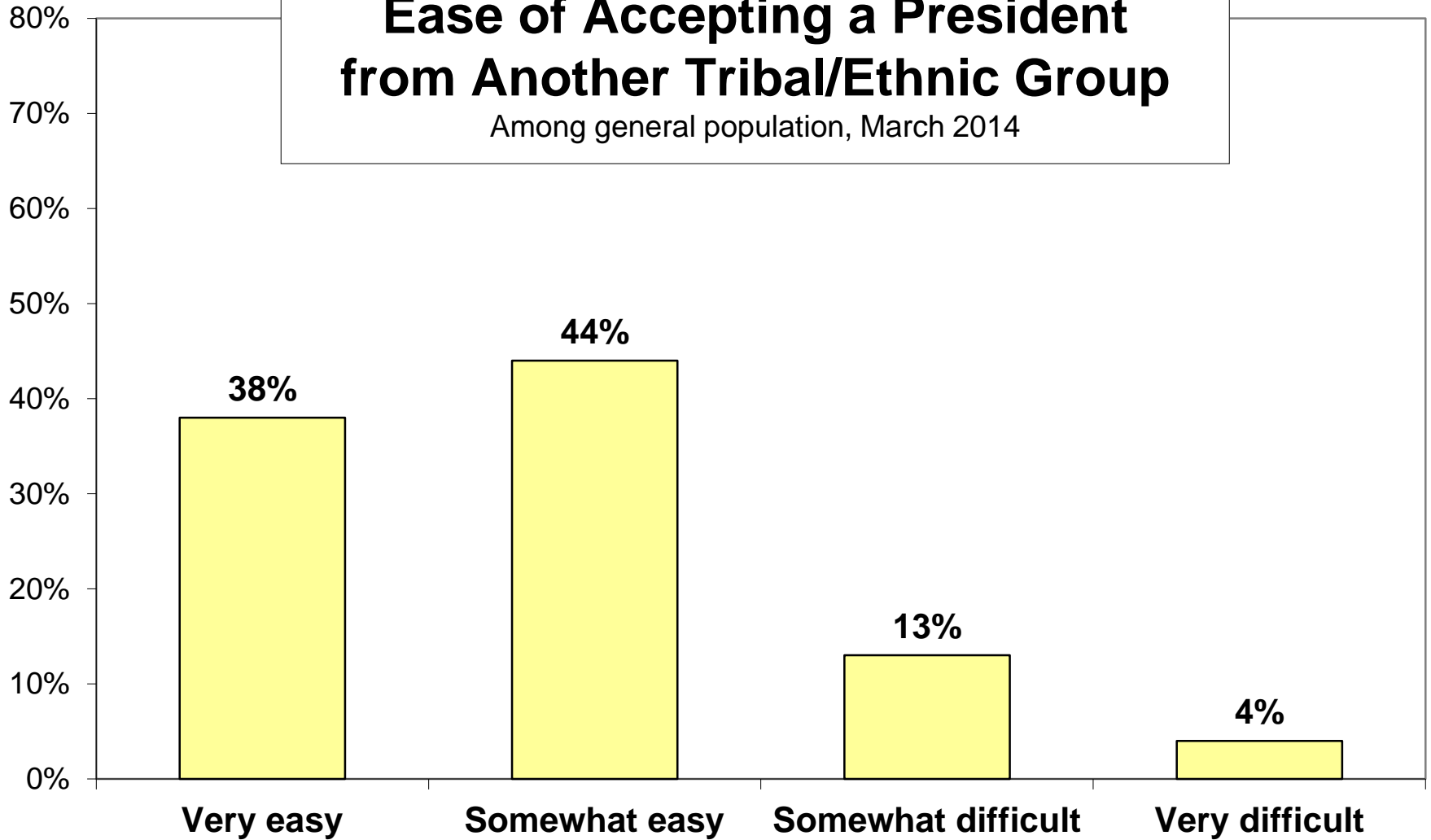
Variable	Beta
Hazara	.20***
Tajik	.19***
East	-.11**
South Central	-.11**
Importance of candidate's views on dealing with the Taliban	-.10**
Importance of candidate's empathy	-.08*
Rate living conditions positively	.07**
Rural	.07*

*** < .001, ** < .01, * < .05; R²=.21



Ease of Accepting a President from Another Tribal/Ethnic Group

Among general population, March 2014

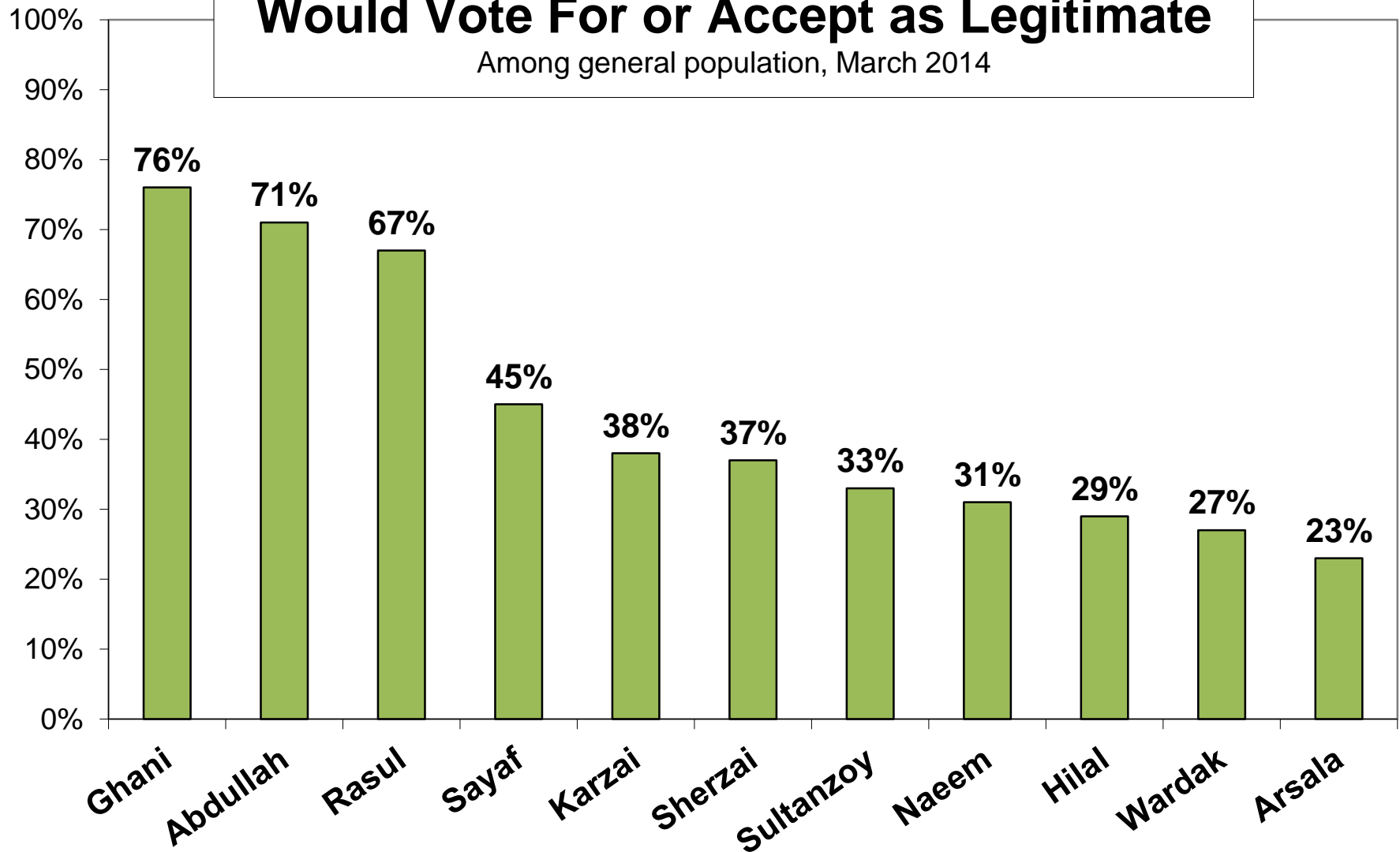


LANGER RESEARCH ASSOCIATES

SURVEY RESEARCH DESIGN • MANAGEMENT • ANALYSIS

Would Vote For or Accept as Legitimate

Among general population, March 2014

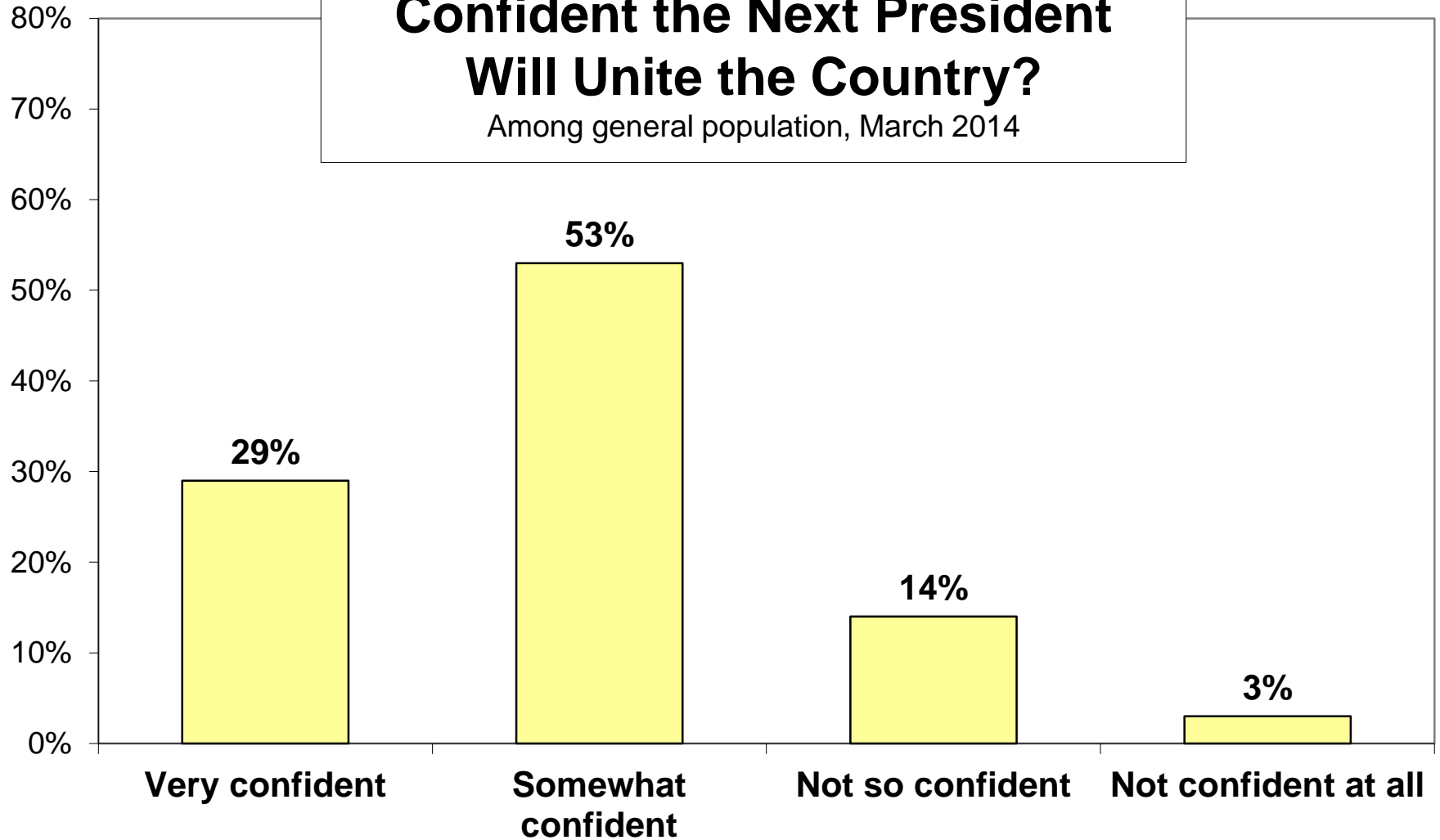


LANGER RESEARCH ASSOCIATES

SURVEY RESEARCH DESIGN • MANAGEMENT • ANALYSIS

Confident the Next President Will Unite the Country?

Among general population, March 2014



LANGER RESEARCH ASSOCIATES

SURVEY RESEARCH DESIGN • MANAGEMENT • ANALYSIS

Afghanistan Election Polling

Presented at the annual conference of the
American Association for Public Opinion Research
Anaheim, California – May 15, 2014

Matt Warshaw, Samantha Chiu, Stacey Frank – D3 Systems/ACSOR–Surveys
Gary Langer, Gregory Holyk – Langer Research Associates

Thank you!



LANGER RESEARCH ASSOCIATES
SURVEY RESEARCH DESIGN • MANAGEMENT • ANALYSIS